

Chronology of Warren Lester Sausser, D.C.

word count: 3,456

filename: Sausser CHRONO 9/30/97

Joseph C. Keating, Jr., Ph.D.
1350 W. Lambert Road, Apt. 110, La Habra CA 90631 USA
(562) 690-6499; e-mail: JCKeating@aol.com

Color Code:

Red & Magenta: questionable or uncertain information

Green: for emphasis

- 1910: BJ introduces x-ray at PSC, Loban forms the Universal Chiropractic College (Gielow, 1981, p. 121)
- 1916 (July 15): **FHN**[A.C. 21][5(22):2] notes:
IT SPEAKS FOR ITSELF
On May 1st, we announced that the spinographic and X-ray work had been divorced from the regular P.S.C. courses. It will continue to be supplied to all students who enrolled BEFORE May 1st, 1916.
AFTER May 1st, this course was a separate one and cost \$25. At that time we enrolled 5 students, viz: Drs. Markwell, Lyman, Post, Buck and Mrs.. Thomas.
The \$25 rate continued until July 1st, at which time it was raised to \$50.00. To take advantage of the raise some 55 students enrolled at the \$25 rate, thus saving \$25.
Those who enrolled previous to July 1st, 1916 are:-
1. A.J. Larson, Ludington, Mich.
2. Ruth Ashworth, P.S.C.....
8. Carl S. Cleveland, P.S.C.....
43. Warren Sausser, P.S.C....
- 1917 (Dec 15): **FHN**[7(14)] notes:
-Warren L. Sausser DC joins PSC faculty (p. 9)
- 1918 (Apr 6) **FHN**[A.C. 23]; 7(30)] notes:
-(p. 15):
After an absence of 7 months, during which time he has been in practice in Ogden, Utah, Dr. Ernest A. Thompson resumes his place in the PSC faculty April 1 as director of the spinograph department.
Dr. **Warren L. Sausser** has been in charge of the department since Dr. Thompson went to Ogden and has rendered efficient service. He retires to enlist in the service of Uncle Sam, and leaves after a short stay at his former home, Reading, Pa., to take a special x-ray course in the roentgenology department of the Army Medical School at Washington, D.C., preparatory to duty in France.
- 1922 (Dec): **The Recoil** (official organ of Standard School of Chiropractic in NYC) [2(12)] notes:
-**Warren L. Sausser** authors "Spinography - One of It's Neglected Fundamentals" (p. 3)
-ad for Sausser's "Metropolitan X-Ray Laboratory" (p. 8)
- 1923 (Jan): **The NYS Journal of Chiropractic** notes:
-ad for Sausser's "Metropolitan X-Ray Laboratory" (p. 17)
- 1924 (Aug): **The Chiropractor** [20(8)] notes:
-**Warren L. Sausser** DC, PhC is VP of Universal Spinographic Society, authors article re: standardization of spinographic/x-ray procedures and spinal listings (pp. 44-6)
- 1924 (Sept 6): **FHN**[A.C. 30]; 14(1)] notes:
-Neurocalometer & Spinographic Society formed; no mention of Sausser-not listed with officers (p. 12)
- 1924 (Oct 11): **FHN**[A.C. 30]; 14(4)] notes:
-letter to BJ from Sausser (p. 10)
- 1926 (Jan 12): Opinion of Judge in trial of **Warren L. Sausser** DC vs. Department of Health of the City of New York (National College Special Collections; in my X-ray folder)
- 1932 (Sept): **Journal of the ICC** [1(9)] includes:
-Editor **LM Rogers** DC discusses **NCA** convention (p. 4):
...We cannot pass this opportunity without a word of praise for Drs. W.L. **Sausser**, W.C. **Schulze**, L.J. **Steinbach**, C.W. Johnson, **Stanley Hayes** and Mr. **Arthur Holmes**, all of whom had wonderful and timely messages for the field.
- 1933 (Feb): **The Chiropractic Journal** (NCA & ICC) [1(2)] includes:
-"News Flashes: New York" (p. 19) notes:
At a recent meeting held in the Hotel New Yorker, of leaders of various State organizations, school heads, and operators of Chiropractic X-Ray and diagnostic laboratories, a Chiropractic Council was formed. November 3, 1932 marks another step forward for Chiropractic in this State, the date when this organization was formed.
The object of the Council is to be "To establish better co-ordination between Chiropractic organizations, schools and laboratories for the purpose of cooperating and endeavoring to federate for counsel to advance the interests of Chiropractic in the State of New York."
The Constitution and By-laws were adopted and permanent officers elected December 2, 1932, at the Hotel New Yorker. The following officers were elected to serve for one year: President, Dr. **S. Goldschmidt**; Vice-President, Dr. **William H. Werner**; Secretary-Treasurer, Dr. **Warren L. Sausser**.
- 1933 (July): **The Chiropractic Journal** (NCA) [1(7): 25] notes:
-**Warren L. Sausser** DC of NYC publishes landmark article on "New Spinographic Technique: the Full Length X-ray Plate is a Success", concerning 14-36 full-spine radiography; Sausser notes:
The writer in November 1932 had the opportunity of taking Dr. Hugh B. **Logan's Basic Technique** work. This work requires examination of the spine in an upright position. The X-Ray verification of this procedure requires the up-right work also. It was this contact that finally decided that the only proper technique for spine work would be the one that would enable the operator to take the entire spine on one film in one exposure and to have the film wide enough to take in the entire pelvis and also to get the entire degree of curvature in an extreme rotatory scoliosis. This latter reason so as to be able to amke comparisons as the corrective work was applied. The 8" film was very impractical for curvatures. The two-exposure procedure was also impractical....
Only a few persons who were closely associated were informed of the new technique that was being worked out. It was still uncertain as to whether the procedure would be successful. Finally the stage was set for the work, and the first 14x36 inch film that was taken was a success. Everything from the atlas down to and including four inches of the femur was plainly visible and easily interpreted. The work was put on display at one of our **Basic Technique** meetings and from then on the word was passed along until to-day so many requests have come in for the technique that it was decided to write this article in answer to all of them. (p. 18)
- 1933 (Oct): **The Chiropractic Journal** (NCA) [1(10)] publishes:
-"**New York School** News," edited by **H. Lewis Trubenbach** DC, notes (p. 17):

NEW FACULTY MEMBER

It is with great pride that we announce the augmentation of our faculty in the person of Dr. **Warren L. Sausser**, President of the Board of Counselors of Spinographers and X-Ray Operators, who will present a course in Spinography to the Senior classes. Dr. **Sausser** is nationally known as a leading authority in his subject.

1934 (Dec 31): typed and hand-edited copy of news release (National College Special Collections; in my CINY files):

Release on Sunday January 15th

TO THE EDITOR: Appended herewith is an advance story on the Seventh annual meeting of the **New York State Chiropractic Society**. If there are any changes your paper will be communicated with.

SYRACUSE, N.Y. Jan. 13 -- Two complete X-ray photographs of the anatomy of human beings, said to be the first ever developed in the history of therapeutic science, are featured at the semi-annual convention of the **New York State Chiropractic Society** which is in session here at the Hotel Syracuse. The pictures, which are full sized, each standing six feet in height, were made by Warren Sausser, leading X-ray researcher, and show that the structure of the human body is such that the vertebrae of the spine act as supports for the nerves that radiate from the spinal cord and that these nerves pass through the space between the vertebrae. The purpose of the X-ray photographs, according to S. **Goldschmidt**, President of the **New York State Chiropractic Society**, is to demonstrate the contention of the chiropractic school of mechano-therapeutics that when there is the least subluxation or misalignment of these spaces impingement upon the nerve branches causes irritation and interference with the normal functioning of the human system resulting in pain and disease. The convention, attended by 300 chiropractors from all over the state, was welcomed by Mayor Marvin of this city and other officials and was addressed, among others, by Dr. Ruland W. Lee, President of the National Chiropractic Ass'n.

One hundred million people in the United States may legally receive chiropractic treatment and are safeguarded in such treatments by the laws of forty-two states, of the District of Columbia and Hawaii, where this form of mechano-therapeutic treatment is recognized by legislative enactment and qualified practitioners are licensed by state boards set up to regulate the practice, Dr. Lee stated during the course of his address. On the other hand, he declared, 27,000,000 people in this country are legally deprived of the opportunity of availing themselves of chiropractic treatment by the States of Delaware, Louisiana, Massachusetts, Mississippi, New York and Texas, where the practice has not been legalized and brought under State control like the practice of medicine, or dentistry, optometry and even chiropody., Dr. Lee said. As a consequence, he added, large numbers of people in the mentioned states seeing such treatments are exposed to the dangers of serious injuries at the hands of unqualified chiropractors and quacks. Prosecution for practicing chiropractic in the states where it is unlicensed and therefore illegal, he pointed out, has been of little avail, the only effect being to humiliate and "martyrize" qualified practitioners who have fallen foul of the law in the states where chiropractic is not yet legally recognized.

"The Chiropractic movement is closely following the experiments of all scientific developments," Dr. Lee declared. "Those of us who are being hounded by the authorities and our foes who are desperately endeavoring to monopolize the treatment of the sick in the few states which are still closed to us, may derive comfort from the recollection of how Harvey was martyred when he first announced his discovery that blood actually circulates through the human body; of how bitterly Pasteur's theory of inoculation against hydrophobia was assailed by the conservatives and reactionaries in the field of medicine; how Jenner was denounced as charlatan and trifler with human life when he began his inoculation of children against diphtheria. Marconi was jeered at, but modern radio came despite his deriders. Fulton's steamboat was denounced as 'Fulton's Folly,' and the first locomotive was anathematized as a 'contraption of the devil.' Peruvian Bark was

curing thousands of victims of malarial and other fevers before the medical profession dignified it with a belated admission to its pharmacopea."

Nevertheless, the fact that states like Maryland, Pennsylvania, Illinois, California and Wisconsin, where great medical schools are located had legally recognized chiropractic, which had also been legalized by the United States Congress for use in the District of Columbia, was proof of its increasing acceptance by the American people, Dr. Lee asserted, adding that in the states where the practice was still illegal, the principles of chiropractic have for years been accepted by leaders of the medical profession who, in increasing numbers, are employing chiropractors in their private practice or to give treatments to themselves and to members of their families. "by what logic they seek to deny to others the benefits they extend to their own patients or to themselves, one must leave to our opponents to explain," he said.

Dr. Lee quoted from numerous articles in leading medical journals by prominent physicians showing that relief of certain ailments is obtained through mechano-therapeutics which, in reality, are chiropractic, he added. One outstanding surgeon whom he quoted is Dr. James P. Warbasse, chief surgeon of the German (now Lenox Hill) Hospital in New York City and a member of the New York Academy of Medicine, who in his work on "Surgical Treatment" stated that a large category of peripheral nerve disturbances are due to subluxation, or misplacement of the vertebrae, and are relieved by chiropractic treatment.

He also cited the experiments at Cornell University reported in 1926, by Dr. Henry P. DeForest of New York City and Dr. Horace G. Baldwin, of Tannersville, covering, during a period of three years, of some 3,000 cases including nervous prostration, neuritic diabetes [sic], Raynaud's disease, sciatica, lumbago, neuralgia, angina pectoris and various forms of painful afflictions classed as "rheumatic." by dissection, by study of the human skeleton, by actual experiment on living patients and by the aid of the X-Ray, Dr. Lee said, they delved into the connection between the sympathetic nervous system and the sacro-iliac joint. Their results, as reported in the New York Herald Tribune on May 24, 1926, in every case substantiated their theory that a slight dislocation of the dorsal bone of the pelvis exerts pressure on nerves passing through the joint and may have deleterious consequences in the human body.

Another medical authority quoted by Mr. Lee was Dr. **G.H. Patchen**, of New York City who, in an article in the *Journal of the American Institute of Homeopathy*, described vertebral adjustment as "a therapeutic procedure founded upon the theory that pressure upon a spinal nerve by a displaced or subluxated vertebrae is the physical and perpetuating cause of 95 percent of all cases of disease, the remaining 5% being due to subluxations of other skeletal segments. He quoted Dr. Patchen's article to the effect that the reluctance of the medical profession to accept this theory was due to an erroneous opinion concerning the limitation of vertebral movements and to confused ideas about the nature and cause of disease." Studies by Dr. John B. Carnett, Professor of Surgery in the Graduate School of Medicine, University of Pennsylvania, were stated by him, Dr. Lee said, have disclosed that the usual cause of pain and tenderness in the abdominal wall is an irritation of the spinal nerves where they made their exits through the vertebrae and that the commonest cause of this nerve irritation is bad body mechanics, Prof. Carnett wrote, cures the abdominal pain and tenderness.

Another medical authority involved by Dr. Lee in his address was Dr. Joel B. Goldthwait, of the Graduate School of Medicine of Harvard University, who, in a paper published in 1933 in the *Journal of Bone and Joint Surgery* said: "The average surgeon does not understand back cases. The same is true of the average arthritic, or the paralytic, or the average foot cases, which respond so easily if rightly handled...The endless putting on of plaster cases or braces, of strapping feet or knees, without first correcting the mechanical features that are at fault, is purposeless." Dr. Goldthwait urged, said Dr. Lee, that orthopedic surgeons, in addition to doing all that general medicine indicates

should see to it that the body mechanics are such as to make health possible. If, Dr. Goldthwait said, the members of the surgical profession choose to do only operative work, some other specialty or school will take this over.

Finally, Dr. Lee quoted the findings of the White House Conference Child Health and Protection, called by President Hoover in 1932. The subcommittee of this conference on orthopedics and body mechanics, which was headed by Dr. Robert M. Osgood, made the following statement, among others: "Its impression from its own experience is very strong that the average general practitioner has been insufficiently informed and consequently not vitally interested in the details of body mechanics... This failure of appreciation is primarily due to a lack of training in the basic principles of body mechanics in the medical schools."

S. Goldschmidt, president of the **New York State Chiropractic Society**, who presided at the session, today said at the conclusion of Dr. Lee's address that chiropractic training reverses the training of the physician. The latter gets his practical training, he declared, after he begins his practice. As a matter of law, he pointed out, a license to practice medicine in this state may be issued even before the candidate has served any internship. "The chiropractor gets his practical experience from the beginning," he pointed out.

Mr. **Goldschmidt** stated to the convention that steps are now under way to secure the enactment of a law by the New York Legislature legalizing and regulating chiropractic. Under the proposed legislation licenses would be issued only to such persons as have been graduated from a resident school after a course of study over a period of not less than four successive school years. Admission to such a school would be limited to high school graduates.

"It is not our intention to have chiropractic encroach on the fields of general medicine or surgery," he declared. "On the contrary, we intend that the practice shall be limited strictly to the field of body mechanics. We do not hold chiropractic out as a panacea or 'cure all,' but we maintain that it has a place in medical science that should be recognized akin to dentistry. With that recognition will automatically come the protection of the public against charlatans and quacks - just as the recognition and licensing of dentists eliminated the dangers to the public from the barber who in addition to cutting one's hair added to his income by yanking out decayed teeth."

1935 (Jan): *The Chiropractic Journal* (NCA) [4(1)] notes:

- "News Flashes: New York" (p. 25):

INTERSTATE ASSOCIATION RECOGNIZED

The Interstate Chiropractic Association was founded on May 29, 1927, by a group of colored practitioners, who felt the urgent need of organizing to propagate the Gospel of Chiropractic among their group and also to encourage students with proper educational background to become chiropractors. The officers at the time of its founder were as follows: President, Dr. A.A. Cole, now located at Newark, and licensed in New Jersey; Sec'y, Dr. J. Leslie Jones, now located at Baltimore and licensed in Maryland; Treasurer, Dr. John E. Usher, now located at East Orange and licensed in New Jersey; Field Sec'y, Dr. R.C. Hunt, who is still located in New York, but who passed the Maryland Board in 1931.

There are 40 active members at present in the association and the officers are: President, Dr. N. Fitzroy Inniss; Sec'y, Dr. E. Murcot Wiltshire; Treasurer and Field Sec'y, Dr. R.C. Hunt.

In a letter dated September 29, 1934 and written by Dr. **Warren L. Sausser**, Secretary of the Chiropractic Council of New York, this Association was informed of its admission to the Council. The three members selected to represent this organization at the Council are - Drs. N. Fitzroy Inniss, E. Murcot Wiltshire and Acman Holland.

The Interstate Association is interested in everything Chiropractic, and at all times stands ready to cooperate and work with any cause,

which makes for the amelioration of Chiropractic. One dozen members of this association just attended a banquet-dance given by the Constitutional Appeal Committee to aid Dr. Lyndon E. Lee in his great fight for freedom for Chiropractic in New York. It is a pleasure to be able to state that our association was among the first to give check for \$25.00 (with a promise of further help) towards this great cause. - Reported by R.C. Hunt, D.C., Field Secretary.

1935 (Feb): *The Chiropractic Journal* (NCA) [4(2)] cover:



- "Achievement! Entire body x-ray technique is perfected" (pp. 17-8)

Sausser WL. Occiput-atlas-axis listings. *The Chiropractic Journal* (NCA) 1935 (May); 4(5): 32-3

1935 (Nov): *The Chiropractic Journal* (NCA) [4(11)] notes:

- "The President's Message" by Warren L. Sausser DC (p. 28)

1939 (Nov): *The Chiropractor* [35(11)] notes:

- first full body x-ray was 1897 by Dr. Morton of NY; "exposure of only 30 minutes was required" (p. 11)



PHOTOGRAPH



PHOTOGRAPH




Warren L. Sausser, D.C., 1937

PHOTOGRAPH




Filter arrangement for entire body technic

PHOTOGRAPH




Transformer

PHOTOGRAPH



control unit

PHOTOGRAPH



14x36 cassette

PHOTOGRAPH



Cassette and screen for entire body exposure

Sourceworks/References

- Antos JC, Robinson GK, Keating JC, Jacobs GE. Interrater reliability of fluoroscopic detection of fixation in the mid-cervical spine. *Chiropractic Technique* 1990 (May); 2(2):53-5
- Baker WJ. A clinical reformation in chiropractic: the research of Dr. Fred Illi. *Chiropractic History* 1985; 5:59-62
- Cantebury R, Krakos G. Thirteen years after Roentgen: the origins of chiropractic radiology. *Chiropractic History* 1986; 6:24-9
- Carlson DW. Congenital deformities of the spine. *Chirogram* 1963 (June); 30(5):7-24
- Dzaman F, Scheiner S, Schwartz L (Eds.): *Who's Who in Chiropractic, International*. Second Edition. 1980, Who's Who in Chiropractic International Publishing Co., Littleton CO
- Gielow V. *Old dad chiro: a biography of D.D. Palmer, founder of chiropractic*. 1981, Bawden Brothers, Inc. Davenport, Iowa
- Haas M, Nyiendo J, Peterson C, Thiel H, Sellers T, Cassidy JD, Yong-Hing K. Interrater reliability of roentgenological evaluation of the lumbar spine in lateral bending. *Journal of Manipulative & Physiological Therapeutics* 1990 (May); 13(4): 179-89
- Homola S. *Bonesetting, chiropractic and cultism*. 1963, Critique Books, Panama City FL

Illi FW. *The vertebral column: life-line of the body*. 1951, National College of Chiropractic, Chicago

Nilsson AV. Progression. *Chirogram* 1975 (Oct); 42(10): 21-2

Peters RE, Chance MA. Milestones in spinography: an Australian perspective. *Chiropractic Journal of Australia* 1993 (Mar); 23(1): 15-28

Phillips RB, Howe JW, Bustin G, Mick TJ, Rosenfeld I, Mills T. Stress x-rays and the low back pain patient. *Journal of Manipulative & Physiological Therapeutics* 1990 (Mar/Apr); 13(3):127-33

Poehner WG. Urges army x-ray backs. *National Chiropractic Journal* 1942 (Oct); 11(10): 22-

Rosenthal MJ. The structural approach to chiropractic: from Willard Carver to present practice. *Chiropractic History* 1981; 1:25-8

Schools of chiropractic and of naturopathy in the United States. *Journal of the American Medical Association* 1928 (May 26); 90(21): 1733-8